



IM#: 16-0014627

CF Series Monitor Arm
versatile technology supports

Steelcase



IM#: 17-0078700

Personalized Portfolio

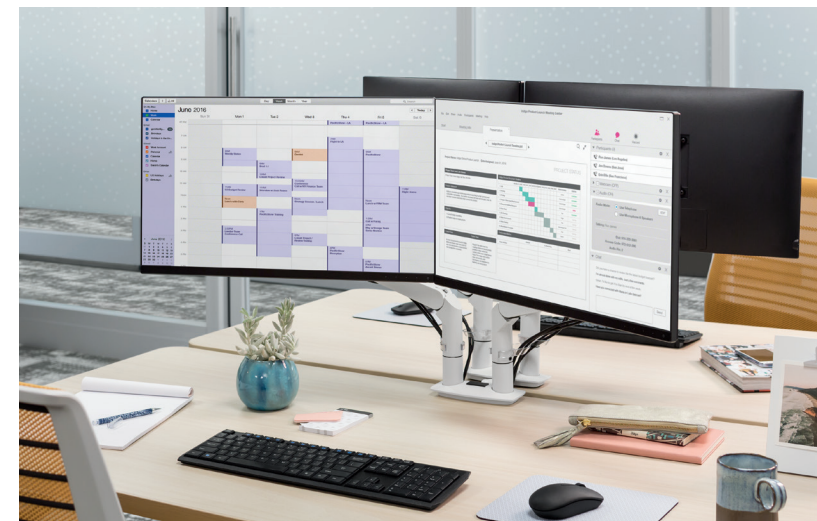
The CF Series family of monitor arms accommodates a wide variety of configurations and weights. CF Series Intro and CF Series Evolution support both single- and dual-monitor applications, while CF Series Modular handles up to six. Ergonomic and easy, this portfolio ensures that your screens are in the optimal position for the task at hand.



CF Series Intro

With a sleek design and advanced features at a value price point, CF Series Intro offers seamless precision to accommodate a wide variety of user preferences.

- Supports both single and dual monitors
- Adjustable arm provides up to 13.2" of vertical range
- Caters to monitors weighing 2.2 to 20 pounds (per monitor)
- Mounting bracket works as c-clamp or through mount
- Yields storage depth of less than 3" from the back of the worksurface when fully retracted



CF Series Evolution

CF Series Evolution simplifies monitor arms and creates a clean aesthetic, without sacrificing performance.

- Supports single and dual monitors
- Adjustable arm provides up to 10.4" of vertical range
- Caters to monitors weighing 1 to 15 pounds (per monitor)
- Choose between c-clamp/grommet, through mount, c:scape, FrameOne or Bivi mounting brackets
- Available in Pewter, Black or Pearl Snow finishes



CF Series Modular

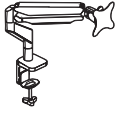
CF Series Modular consists of a set of versatile computer support tools.

- Supports up to six monitors
- Offers static and dynamic monitor arm options and various monitor sizes and weights
- Choose between c-clamp, through mount, c:scape, FrameOne and Bivi mounting brackets
- Available in Pewter, Black or Pearl Snow finishes
- Pick from distinct accessories like slider bar tilt heads, extenders, lap top holders and 3 pole heights

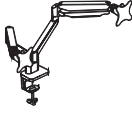
STATEMENT OF LINE

CF SERIES INTRO

MONITOR ASSEMBLIES



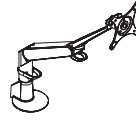
Single Arm



Dual Arm

CF SERIES EVOLUTION

MONITOR ASSEMBLIES



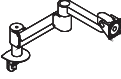
Single Arm



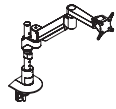
Dual Arm

CF SERIES AND CF SERIES MODULAR

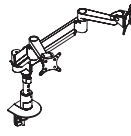
MONITOR ASSEMBLIES



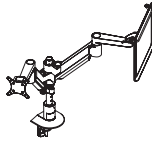
Single Dynamic



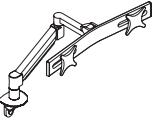
Single Dynamic Modular



Dual Dynamic Modular



Dual Dynamic With Laptop Holder



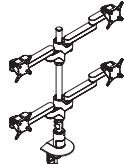
Single Dynamic With Dual-Bar Bracket



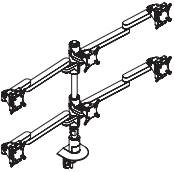
Single Static



One-Over-One Static



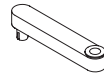
Two-Over-Two Static



Three-Over-Three Static

For complete statement of line, please see the CF Series Application Guide or Worktools Specification Guide.


ARMS, CONNECTORS, EXTENDERS AND POLES



Modular Articulating Arm Extensions



Modular Arm Bracket With One Connector



CF Series Slider Bar Tilt Head

SURFACE MATERIALS

-  Light Steel Metallic* 4804
-  Pewter 7018
-  Black 0835
-  Pearl Snow ZW01

*Light Steel Metallic is only available on CF Series Intro.

Color is representative and may vary slightly from actual material. For further options visit us online.

Steelcase®

Call 800.333.9939 or visit Steelcase.com

 facebook.com/Steelcase  twitter.com/Steelcase  youtube.com/SteelcaseTV

Item #20-0000073 2/20 ©2020 Steelcase Inc. All rights reserved. All specifications subject to change without notice. Trademarks used herein are the property of Steelcase Inc. or of their respective owners. Printed in U.S.A. FSC certified.